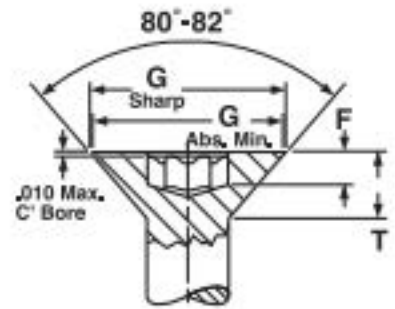
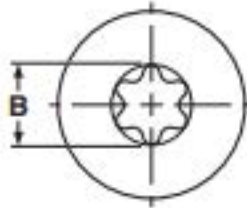
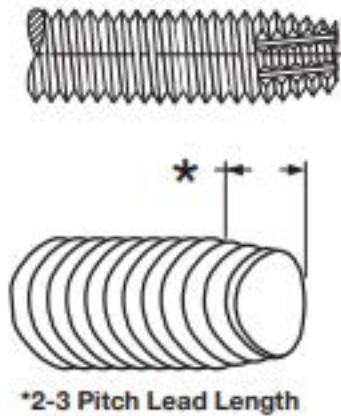


THREAD CUTTING

Type F FLOORBOARD



SIX-LOBE RECESS FLAT HEADS (FLOORBOARD)

ASME
B18.6.3-2013*

Nominal Size or Basic Screw Diameter	G		T	B	F		Drive Size	
	Head Diameter		Head Height	Recess Diameter	Gauge Penetration			
	Max	Min	Ref	Ref	Max	Min		
1/4	.250	.477	.442	.153	.200	.070	.055	T30
5/16	.312	.597	.556	.191	.266	.105	.087	T40

*#6 Undercut dimensions are not addressed within the ASME B18.6.3 standard.

** 1/2" diameter floorboard screws have a trilobular point, not a Type-F.

Description	A countersunk, six-lobe drive thread cutting screw with machine screw thread pitch, blunt point, tapered entering threads, and multiple cutting edges. Larger diameter sizes may also be supplied as a thread rolling screw rather than thread cutting. Floorboard screws are, by definition, available in much longer sizes than standard type-F screws.
Applications/ Advantages	Floorboard screws are specifically designed for installing wood floors into truck trailers.
Material	AISI 1016 - 1024 or equivalent steel
Heat Treatment	Screws shall be quenched in liquid and then tempered by reheating to 650°F minimum.
Surface Hardness	Rockwell C45 minimum
Case Depth	1/4" diameter & larger: .005 - .011
Core Hardness (after tempering)	Rockwell C26 - 38
Thread Dimensions	#8 thru 3/8" diameters: Same as those for Type-F thread cutting screws. 1/2" diameter: Same as those for a thread rolling screw.
Plating	See Appendix-A for information on the plating of floorboard screws.